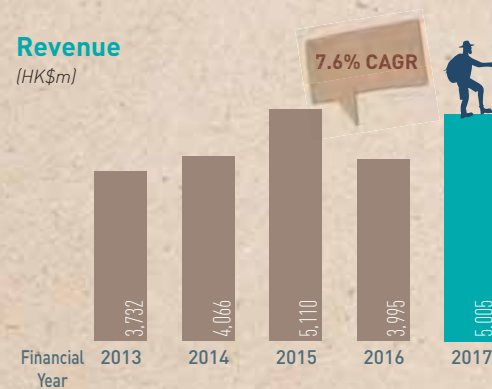


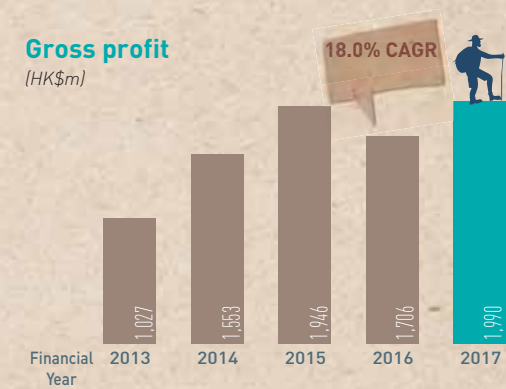
STATEMENT OF PROFIT OR LOSS HIGHLIGHTS

	For the financial year ended 31 March					CAGR
	2013	2014	2015	2016	2017	
Revenue (HK\$m)	3,732	4,066	5,110	3,995	5,005	7.6%
Gross profit (HK\$m)	1,027	1,553	1,946	1,706	1,990	18.0%
Net profit attributable to shareholders (HK\$m)	903	914	957	734	1,118	5.5%
Adjusted cash profit ⁽¹⁾ (HK\$m)	735	890	836	853	1,157	12.0%
Net profit margin	19.7%	21.9%	16.4%	21.4%	23.1%	n/a
Total dividend (HK cents)	13.0	15.0	16.0	16.0	18.5	9.2%

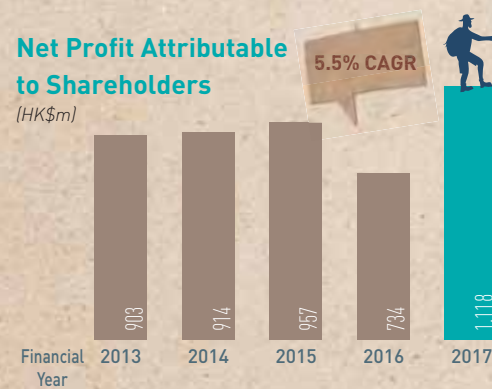
Revenue (HK\$m)



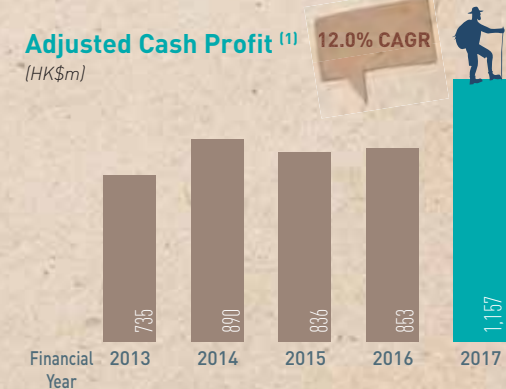
Gross profit (HK\$m)



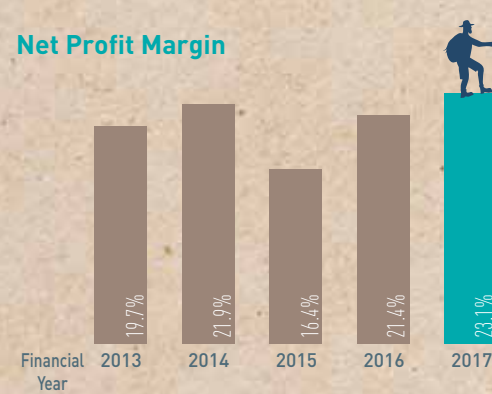
Net Profit Attributable to Shareholders (HK\$m)



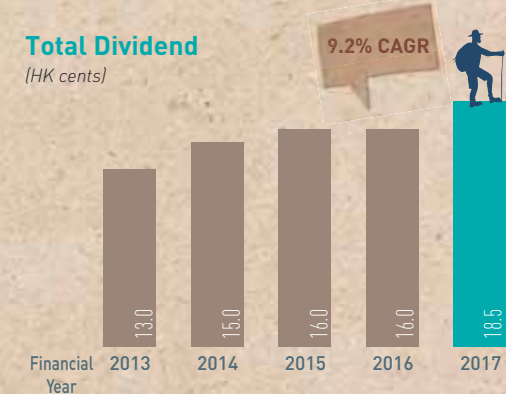
Adjusted Cash Profit⁽¹⁾ (HK\$m)



Net Profit Margin



Total Dividend (HK cents)



Note

(1) Adjusted cash profit is calculated by adding depreciation and amortisation charges to, and subtracting fair value gain in investment properties from net profit attributable to shareholders. The amount is adjusted for minority interests.