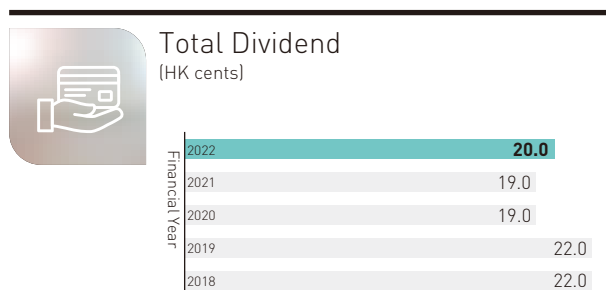
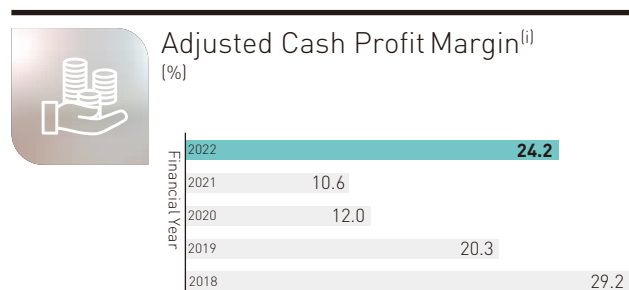

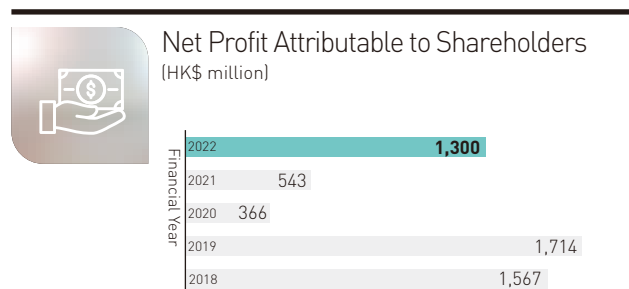
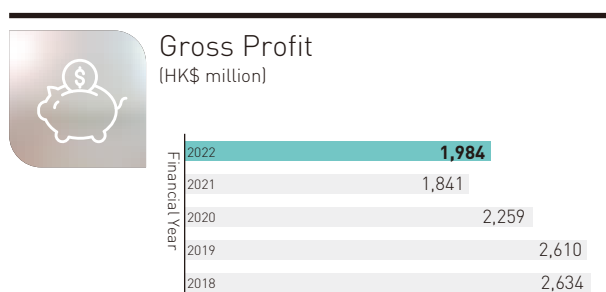



Statement of Profit or Loss Highlights

HK\$ million, unless otherwise stated

	For the financial year ended 31 March					CAGR
	2018	2019	2020	2021	2022	
Revenue	5,831	6,842	7,451	5,944	5,896	0.3%
Gross profit	2,634	2,610	2,259	1,841	1,984	-6.8%
Net profit attributable to Shareholders	1,567	1,714	366	543	1,300	-4.6%
Adjusted cash profit ⁽ⁱ⁾	1,703	1,389	895	630	1,425	-4.4%
Adjusted cash profit margin ⁽ⁱ⁾ (%)	29.2	20.3	12.0	10.6	24.2	N/A
Total dividend (HK cents)	22.0	22.0	19.0	19.0	20.0	-2.4%



Note:

- (i) Represents a non-GAAP financial measure which is defined and reconciled to the nearest comparable GAAP measure in the "Non-GAAP Financial Measures" section below.