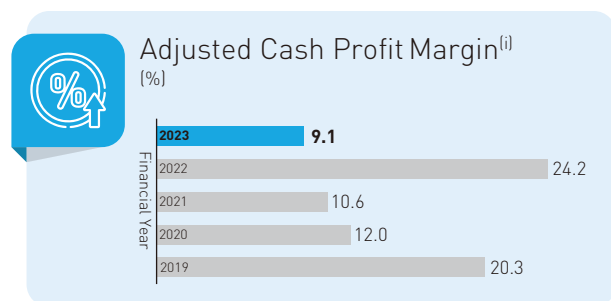
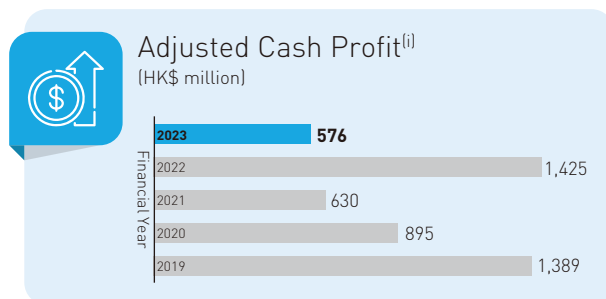
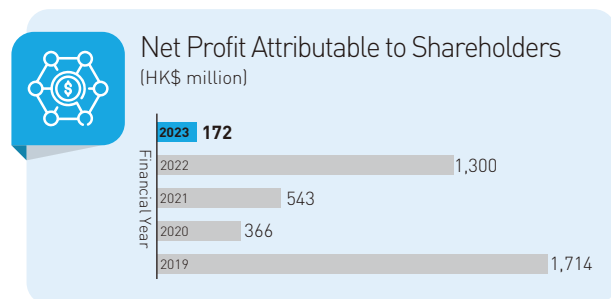
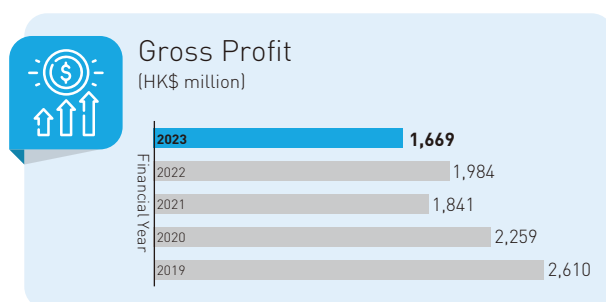
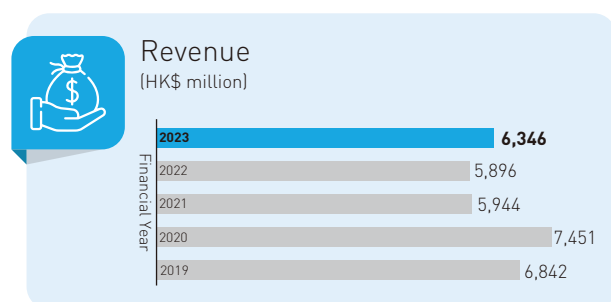


Statement of Profit or Loss Highlights

HK\$ million, unless otherwise stated

	For the financial year ended 31 March					CAGR
	2019	2020	2021	2022	2023	
Revenue	6,842	7,451	5,944	5,896	6,346	-1.9%
Gross profit	2,610	2,259	1,841	1,984	1,669	-10.6%
Net profit attributable to Shareholders	1,714	366	543	1,300	172	-43.7%
Adjusted cash profit ⁽ⁱ⁾	1,389	895	630	1,425	576	-19.8%
Adjusted cash profit margin ⁽ⁱ⁾ (%)	20.3	12.0	10.6	24.2	9.1	N/A
Total dividend (HK cents)	22.0	19.0	19.0	20.0	14.0	-10.7%



Note:

- (i) Represents a non-GAAP financial measure which is defined and reconciled to the nearest comparable GAAP measure in the "Non-GAAP Financial Measures" section below.