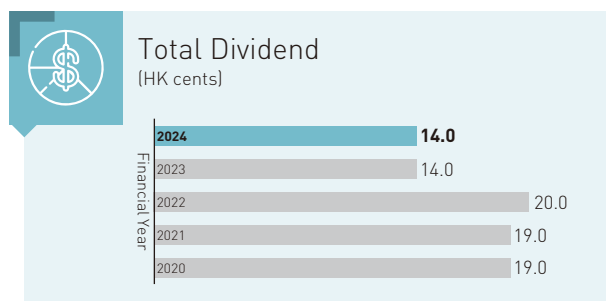
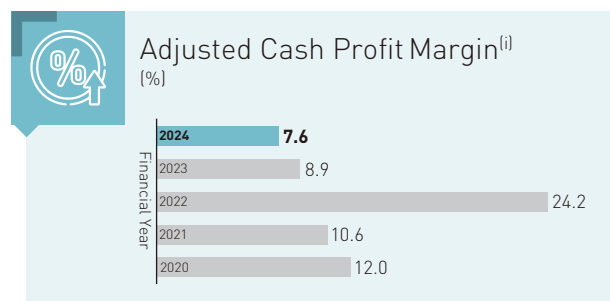
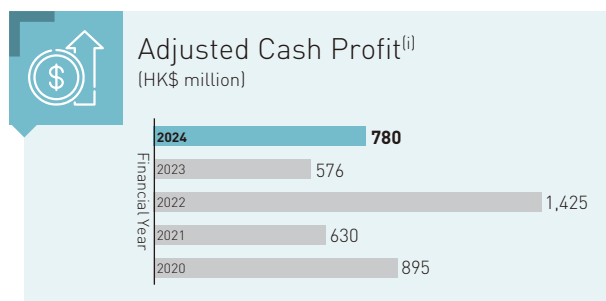
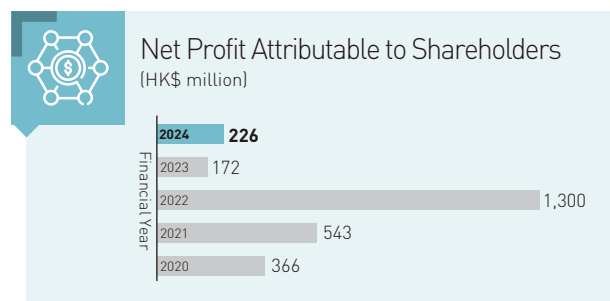
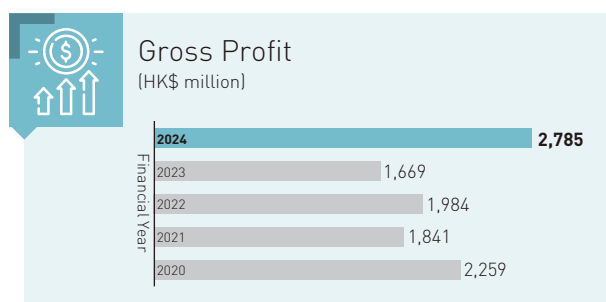
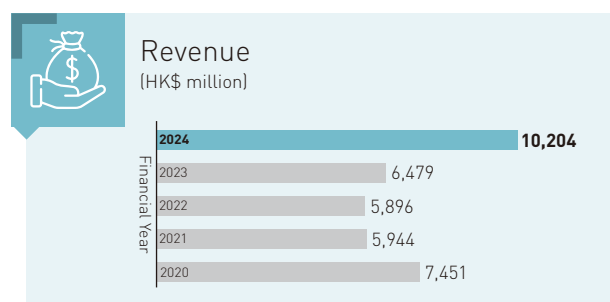


Statement of Profit or Loss Highlights

HK\$ million, unless otherwise stated

	For the financial year ended 31 March					CAGR
	2020	2021	2022	2023	2024	
Revenue	7,451	5,944	5,896	6,479 ⁽ⁱⁱ⁾	10,204	8.2%
Gross profit	2,259	1,841	1,984	1,669	2,785	5.4%
Net profit attributable to Shareholders	366	543	1,300	172	226	-11.4%
Adjusted cash profit ⁽ⁱ⁾	895	630	1,425	576	780	-3.4%
Adjusted cash profit margin ⁽ⁱ⁾ [%]	12.0	10.6	24.2	8.9	7.6	N/A
Total dividend (HK cents)	19.0	19.0	20.0	14.0	14.0	-7.4%



Notes:

- (i) Represents a non-GAAP financial measure which is defined and reconciled to the nearest comparable GAAP measure in the "Non-GAAP Financial Measures" section below.
- (ii) Revenue has been restated as gross revenue, outlining figures before gaming tax.